



Software

for JD Edwards EnterpriseOne 9.x

Security Manager Express

Build Security Easily from Menus
Go All Doors Closed Rapidly & Easily
Simplify Security Management

To protect systems from unauthorized access, leading auditors advise companies to implement an All Doors Closed (ADC) policy, but achieving and sustaining ADC with the native JD Edwards EnterpriseOne 9.x tools is extremely complex and time-consuming – if not impossible!

Security Manager Express is designed to help JD Edwards EnterpriseOne 9.x users who have an urgent need to lock down their systems quickly and cost-effectively, without incurring the overheads of having to design a sophisticated security model.

It also enables you to perform proactive Segregation of Duties (SoD) and Multiple Role conflict checks **before** you deploy the live security, to safeguard against the danger of unwittingly creating security loopholes that leave you vulnerable to fraud or jeopardize your regulatory compliance.

HOW IT WORKS

Most companies who are implementing or upgrading to 9.x will create Task Views and apply appropriate Fine Cut for different Roles to give all types of users tailored menus with relevant entries for the objects they need to carry out their duties.

For this menu design stage, Security Manager Express provides productivity tools to help you create and manage Task Views efficiently.

When the Task Views are finalized, you can then use the OneClick function in Security Manager Express to automatically generate “prebuild” security that grants access in line with the Fine Cut Task Views that you have defined, and denies all other access.

The Prebuild stage allows you to validate your security to eliminate potential problems and risks before generating the live F00950 table.









For example, you can run a report that checks the security against your SoD rules and identifies any violations. You can also check for conflicts arising from users with Multiple Role assignments. Once you have performed your checks and applied any necessary corrections, you can then proceed to build the F00950 table.

IMPORT EXISTING SECURITY

If you already have security in place that needs an overhaul or if you want to be able to run proactive SoD checks on your existing security, you can use QuickCapture to analyze your current F00950 security table and populate the Prebuild table.

Similarly, if you have already defined Roles and security in spreadsheets, you can import those and use them to populate the Prebuild table, then perform your checks, apply changes and rebuild the F09500 as above.

BENEFITS

-  **Easy to use**
-  **Implement All Doors Closed within days**
-  **Low cost of ownership**
-  **Align security to your Task View for easy and efficient management**
-  **Import your existing security, if required**
-  **Avoid security loopholes; check for Segregation of Duties violations BEFORE you build live security**

MAIN FEATURES

Task View Management

Productivity tools to reduce the effort and duplication of creating and managing Task Views include:

- View and maintain Task Views and Fine Cut in a tree structure with drill-down or in a grid format
- Tools to allow you to Copy, Move, Cut, and Delete Task Views
- Copy Fine Cut from one Role to another
- Roll back (undo) changes
- Superfind: show which Task Views a specified object is attached to, which Roles/Users can access it, and the routes they can take to reach it
- Manage and copy User Favourites to ensure that Favourites initiate current versions of programs
- Import/export Task Views and Role information from and to .csv files
- The web-based application allows Users to preview Task Views via the web during development

Generate Security

To cater for diverse requirements depending on the current status of your security, Security Manager Express offers various means of generating Prebuild security efficiently.

One Click

Ideal for generating a completely new security model from scratch:

- Automatically generate new Prebuild Security Role by Role or globally for all Roles where Fine Cut is specified
- Specify defaults for Application, Action Code Processing Option Security
- Automatically include Associated Objects and Hidden Programs, or add them manually later if preferred

QuickCapture

Designed for situations where you want to keep elements of your existing security, but perhaps rework it or perform proactive SoD checks on it.

- Import security from your existing F00950 security table to populate your Prebuild security table
- Select which security types you wish to import into the Prebuild table (e.g. Action Code, Processing Option)

Prebuild Security from Task

This option allows you to generate additional Prebuild security for new Task Views that may be added at a later stage, without having to rerun OneClick.

Batch Import from Spreadsheets

Where security data is currently held in spreadsheets, this can be imported into the Prebuild table.

Prebuild Functions

- View Prebuild security in a tree structure or in a grid format
- Track the status of your Roles via a simple workflow: Conflicts checked? SoD checked? Built to F00950?

Segregation of Duties (SoD)

- Pre-seeded "Top Ten" SoD Rules, as recommended by leading auditors, cover 80% of the most common SoD requirements
- You can adapt the existing Rules or add new ones to reflect your company's SoD policy
- The conflict-scanning engine scans the Prebuild security against your SoD model and identifies any violations, so that you can decide what remedial action needs to be taken before you build live security



US Headquarters

4600 S Syracuse Street, 9th Floor
Denver, CO 80237-2719
Tel: 303-256-6630

UK & EMEA Headquarters

Connect House, Kingston Road
Leatherhead KT22 7LT United Kingdom
Tel: +44 (0)1372 700850



www.qsoftware.com