



## Benefits

- 📌 Produce auditor-friendly Segregation of Duties (SoD) reports at the touch of a button
- 📌 Rapidly identify SoD violations and drill down to investigate
- 📌 Eliminates the need for cumbersome spreadsheets and manual cross-checking
- 📌 Automated SoD management and reporting saves time and reduces the risk of error.



# Insight Reporting for Q Software with World SoD

## Does Segregation of Duties Reporting feel like an uphill slog?

The challenges involved in establishing user access and cross referencing it with your organization's policies mean that managing Segregation of Duties (SoD) in

JD Edwards World can be a real problem.

Many companies try to fulfil their compliance obligations using complex spreadsheets and manual cross-checking procedures. As well as being fraught with error, this tedious process often means that busy managers spend hours trawling through confusing lists to try and uncover SoD conflicts that need to be investigated and resolved. It also makes it extremely difficult to produce meaningful reports for your auditors to demonstrate compliance.

## Automated SoD with Auditor-Friendly Reporting

Our World SoD module identifies your SoD exposures without any need for spreadsheets or manual cross validation. It enables you to define your SoD Rules, analyze access against them and report all violations.

Up to now, violation reports could be produced as spool files or data extracts. Now, with the introduction of our new advanced reporting module, Insight Reporting for Q Software (IR4QS), violations can also be viewed within pre-built dynamic enquiries. IR4QS makes it easier for you to drill down to investigate SoD violations and produce auditor-friendly reports with meaningful descriptions. A highly featured and flexible Windows-based end user reporting tool, Insight Reporting enables inquiries to be filtered and linked to enable you to quickly pinpoint the details that you need.





So now you can:

- 📌 Produce auditor-friendly Segregation of Duties (SoD) reports at the touch of a button
- 📌 Rapidly identify SoD violations and drill down to investigate
- 📌 Eliminates the need for cumbersome spreadsheets and manual cross-checking
- 📌 Automated SoD management and reporting saves time and reduces the risk of error

## MAIN FEATURES

### Easy, flexible definition of SoD Rules

You define your rules by specifying combinations of items that need to be segregated. The rules can be as granular as you need, and the ability to use AND/OR logic give you a great deal of flexibility. Rules can be applied at three levels:

-  Programs
-  Functions (a collection of programs)
-  Screen Controls
-  Q Software Roles

### Starter Rules included

Every company is different, so we give you the tools to implement your own SoD policy – but we also include a set of template Rules to help get you started.

### True Access Model

With the hierarchical structure of User/Group/\*Public and the different means of applying security, it can be very difficult to establish who can access what.

Our software resolves these complexities to give you the net effect, ensuring that your SoD reports are accurate.

This gives you a clear view of the genuine SoD violations and avoids wasting your time investigating false positives.









User ID	Profile Description	Violation Count	Group
AMANDA92	User profile - AMANDA92	63	*ACCTCLERK
ANNE92	User profile - ANNE92	1	*ADINQ
BECKY92	User profile - BECKY92	9	*ARDAILY
BOB92	User profile - BOB92	63	*FINANCE
BONNIE92	User profile - BONNIE92	7	*PODAILY
CHANDLER92	User profile - CHANDLER92	63	*ACCTCLERK
CLAY92	User profile - CLAY92	3	*ADMANT
DARREN92	User profile - DARREN92	63	*FINANCE
DAVID92	User profile - DAVID92	7	*PODAILY
EMILY92	User profile - EMILY92	5	*ARMGR
EVELYN92	User profile - EVELYN92	3	*ADMANT
FRANK92	User profile - FRANK92	10	*APDAILY
GAYLE92	User profile - GAYLE92	10	*ARDAILY

Calculation	SOD Rule ID	Alpha Description	Product Code	SOD Rule Severity	Flag
<b>User ID : BECKY92</b>					
<b>User Description : User profile - BECKY92</b>					
<b>User Group : *ARDAILY</b>					
	A_R	AR Invoicing to AR Mgr		1	Y
	APCHECKS2	AP Checks to AP Mgr Posting		1	Y
	AR&CASH	AR Invoice to Cash Receipts		1	Y
	AR&COLLTN	AR Invoice to Credit & Collection Maint		1	Y
	FINANCE16	AR Invoice Entry, AR Receipts Entry		1	
	FINANCE17	AR Invoice Entry, AR Receipts Entry		1	
	G_L	GL Journals to GL Posting		1	Y
	PO&APPRVL1	Enter PO's to Approve PO's		1	Y
	SOE&PRICE1	SO Entry with Item Pricing		1	Y

### Versatile Reporting

Standard IR4QS reports enable you to retrieve information about your Rules and Violations in various formats, and enquiries are linked so that you can drill down for details. Users can filter reports on predefined fields.

Standard reports include:

-  All SoD Rules
-  Function-based SoD Rules
-  Program object-based SoD Rules
-  Role-based SoD Rules
-  SoD violations by User
-  SoD violations by Rule
-  SoD violation Count by User Profile {ordered by User or Group}
-  SoD Violations Count by Rule

Power Users with appropriate Hubble license can also generate their own reports on the base Q Software access table and define their own links.

The (top left) example shows a close-up of an Enquiry on SoD violations by User. It also shows how you can follow the links to find out which Rules are being violated by a particular User (bottom left).



#### US Headquarters

4600 S Syracuse Street, 9<sup>th</sup> Floor  
Denver, CO 80237-2719  
Tel: 303-256-6630

#### UK & EMEA Headquarters

Connect House, Kingston Road  
Leatherhead KT22 7LT United Kingdom  
Tel: +44 (0)1372 700850



[www.qsoftware.com](http://www.qsoftware.com)